

Defibtech Lifeline/ReviveR VIEW



Status Indicator: Status light



Status indicator when AED is ready for use:
Status light flashes green



Status indicator when AED is NOT ready for use:
Status light is red
No status light

Battery Life: 4 years

Pad Life: 2 years

Pediatric Function:
Pedi pads available

Shock Function:
Semi automatic



Shock button



On/off button

What to do if...

Status indicator is flashing red or solid red and/or is beeping periodically

Check pads and battery

- ♥ Ensure electrode pads are properly connected.
- ♥ Ensure the battery pack is inserted properly.
- ♥ Contact Defibtech technical support at 1-866-333-4241.

Status indicator is not showing any light

- ♥ Ensure the battery pack is inserted properly.
- ♥ Contact Via for a new battery and open a support ticket on onlineoversight.com.

AED is giving voice prompts

For all prompts related to battery and pads

- ♥ Ensure proper connection of pads and battery pack.
- ♥ Contact Via for a new battery and open a support ticket on onlineoversight.com.

For prompts regarding required service

- ♥ Contact Defibtech technical support at 1-866-333-4241.

If your AED is still not ready for use after following this guide, reach out to Via's service team at info@viaheartproject.org or 800-284-0125, or check the [full manufacturer manual](#) for more.

Defibtech Lifeline/ReviveR VIEW

Self test

How to initiate a manual self-test in Maintenance Mode

Step 1 - Press and release the CENTER softkey button

♥ The unit will turn on and display the AED Status Screen.

Step 2 - Press the BOTTOM softkey button

♥ The unit will enter Maintenance Mode and display the AED Main Menu screen.

Step 3 - Select "Perform AED test"

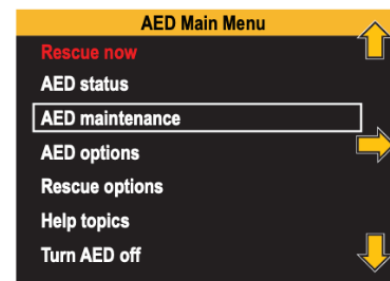

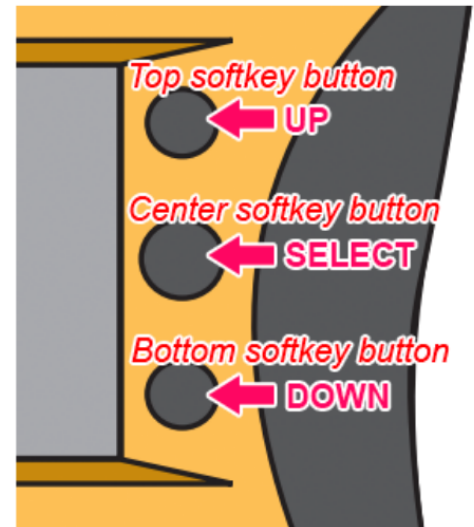
♥ The unit will perform a self test.

♥ Note - Running manually initiated AED tests will consume approximately one shock's worth of battery life.

If the unit finds an issue, refer to the troubleshooting guide on the page above or the manufacturer's manual

To exit

♥ Press any softkey button



If your AED is still not ready for use after following this guide, reach out to Via's service team at info@viaheartproject.org or 800-284-0125, or check the [full manufacturer manual](#) for more.