



AEDs: A Starter Guide

Everything you need to know to:

Select an Automated External Defibrillator (AED)

Learn CPR and How to Use an AED

Maintain Your AED and Stay Compliant with Regulations and Laws

viaheartproject.org



Sudden cardiac arrest in the United States



More than **350,000 cases** of SCA occur each year outside of the hospital



SCA strikes every **1.6 minutes**



Survival rate for SCA is **less than 12%**



Without defibrillation, brain damage starts to occur **after just 4 minutes**



Without defibrillation, chances of survival are 0% **after just 10 minutes**



50% of SCAs are witnessed



When you use CPR and an AED, **a life can be saved**











The survival rate in places with AED programs is **over 50%!**

Who is at risk?

More than 350,000 Americans suffer out-of-hospital cardiac arrest each year, 7,000 - 10,000 of whom are children with undetected heart defects.

Cardiac arrest does not discriminate based on race, ethnicity, or economic level. However, many factors can increase your risk for cardiac arrest.

Risk Factors:

 Previous heart attack	 Family history of coronary artery disease	 Abnormal heart rate or arrhythmia	 Obesity or diabetes
 High blood pressure	 High blood cholesterol	 Undetected heart defects	 Smoking



What is an AED?

Automated external defibrillators (AEDs) are portable devices, designed for everyone to use in a cardiac emergency. An AED analyzes a person's heart rhythm and delivers a shock through the electrode pads if a shockable rhythm is detected. This shock gives the heart a chance to resume its normal, life-sustaining rhythm, and potentially save the life of a person in cardiac arrest. Thanks to built-in audio prompts and easy to follow instructions, even an untrained bystander can use an AED to save a life.

Automatic AEDs

If a shock is required, an automatic AED will administer the shock automatically, without the need to press an extra button.

Semi-Automatic AEDs

Semi-automatic devices will prompt the user to press a button to deliver the shock if a shockable rhythm is detected.

CPR Feedback

CPR Feedback enabled AEDs monitor the CPR technique and provide real-time suggestions to improve the cadence, rhythm, or depth of compressions.

Length of warranty

The warranty on AEDs typically range from 7 to 8 years.

Size/Weight:

AEDs range from 2.8 pounds to approximately 8 pounds and are the size of a handbag. Wall cabinets are 17.25" x 17.25" and can be ordered to be flush with the wall or stick out 6.75".

Cost

Via's AED prices start at about \$1,600.00, depending on the model. All AEDs sold by Via include the first year of medical, maintenance, and compliance services.




When do I use an AED?

If someone has collapsed, is non-responsive, not breathing or not breathing normally, it's time to use the AED. Call 911, begin CPR, and use the AED as soon as it arrives. All AEDs guide the rescuer step-by-step through the process. **There are many AED brands, but they all work in the same, easy manner.**

The Chain of Survival

With each minute that passes after cardiac arrest, chances of survival decrease by around 10%. The chain of survival shows us how to best care for the cardiac arrest patient. Early AED use is one of the best and only ways to save someone from sudden cardiac arrest.



How do I use an AED?



Step 1:

The first step is to turn on the AED by pressing the "On" button.



Step 2:

Once the AED is on, voice prompts will direct you to place the electrodes on the patient's bare chest.



Step 3:

The device will analyze the patient's heart rhythm and determine if a shock is needed. The AED will either emit a shock, prompt you to press the shock button, or tell you no shock is advised.



Step 4:

The AED will prompt you back to CPR. It will reanalyze every two minutes. Follow the device's audio prompts until medical personnel take over the care of the patient. Do not take the electrodes off of the patient, even if the person wakes up.

Who should own an AED?



Offices



Hotels



Schools



Churches



Stadiums



*Fitness
Centers*



Casinos



Fire/EMS



Hospitals



Police

What comes with my AED?

Via Heart Project is a California based 501(c)(3) non-profit organization dedicated to the awareness, education, treatment and prevention of sudden cardiac arrest.

Via Heart Project offers all brands of AEDs. All AED packages include everything you need for a successful AED program.

Visit our website for pricing and model comparison

<https://viaheartproject.org/pricing/>

Packages Include:*

- Your Selected AED
- Carrying Case
- Rescue Ready Kit that includes: CPR mask, gloves, wipes, prep razor, scissors, and biohazard bag.
- Physician's Prescription
- Battery
- 2 Sets of Standard Adult Pads (a main and a spare)
- One Year of Via's Maintenance and Compliance Program Including Medical Direction

Available for Additional Purchase:

- Easy-to-Install Wall Cabinet with Alarm and Triangular 3D Wall Sign
- Outdoor wall cabinets
- Pediatric pads
- iCPR Adult Pads for Cardiac Science G5 (with CPR Feedback)
- Adult CPR-D-Padz for Zoll AED Plus (with CPR Feedback)
- CPR Feedback Electrodes



*Packages may vary by AED model.

Our Annual AED Maintenance Program eliminates worry and guess-work



\$350 PER YEAR FOR MOST AED MODELS IN 2025

Via Heart Project offers an Annual Maintenance Program to help ensure that your AED is ready for use and compliant with regulations and laws.

- We monitor the expiration dates of the AED's batteries and electrodes so you don't have to.
- When your battery or electrodes expire – we replace them at no additional cost.
- Your battery and pad replacements are FREE if your AED is used in an emergency (up to once per year).
- Our Medical Director provides initial and ongoing oversight for your AED Program.
- Upon use of your AED, we will collect the event data and it will be reviewed by our Medical Director.
- To ensure compliance with regulations and laws, we help register your AED with the local EMS agency.
- We track your AED's serial number and will assist you if it is recalled or requires an upgrade.
- Your designated site contact will receive a monthly email reminder to check your site's AED. Via will work with your staff to ensure monthly checks are completed and your AED stays in compliance.
- We'll help monitor your employees' CPR/AED training certification dates.

CPR Training

Via Heart Project offers a variety of options.

CPR is vital to saving a life in the event of Sudden Cardiac Arrest.

Performing CPR doubles or **triples** the victim's chance of survival.

Cardiopulmonary Resuscitation (CPR) keeps the blood flowing to the brain, greatly increasing the victim's chances of survival and reducing brain death. The outcome is best when combining CPR and AED use.

<https://viaheartproject.org/training/>



Course Options

Choose the class that works best for you:

Course Type	Certification Length	Course Length	Maximum students in class	Price	Discounted School Pricing
CPR / AED	2 years	Approximately 2 hours	10	\$1200	\$1000
First Aid	2 years	Approximately 2 hours	10	\$1200	\$1000
First Aid / CPR / AED	2 years	Approximately 4 hours	10	\$1500	\$1250
Hands Only CPR & AED Use	Not Certified	Approximately 1 hour	50	\$1000	\$600